

monster eyes

Maths and Art Activity!



How many eyes are on your monsters?

What you'll need:




Method

- 1 Instruct students to colour in each monster on the provided worksheet.
- 2 Upon completion of colouring the monsters, students to read how many eyes each monster needs to have and glue that many eyes on the monster (in the absence of googly eyes, please ask the students to draw the correct number of eyes on the monster).
- 3 Upon completion of the eyes task, students to cut out each monster and line up in order from least amount of eyes to most amount of eyes.
- 4 Encourage extension students and fast finishers to draw their own monsters and they can determine how many eyes they want their monster to have.




monster eyes


Activity sheet




I have 1 eye!



I have 2 eyes!



I have 3 eyes!



I have 4 eyes!