

hanging bats & vampires

Art Activity!

What you'll need:

STAEDTLER Colouring Pencils



STAEDTLER scissors



STAEDTLER glue stick



Googly eyes



STAEDTLER acrylic paints



Cardboard tubes





Black pipe cleaners



Method

- 1 Instruct students to colour in each of the template pieces on the provided worksheet and both their cardboard tubes, using either the STAEDTLER colouring pencils or paints.
- 2 Next, ask students to carefully cut out each of their template pieces following the guidelines, and glue each piece onto the cardboard tubes.
- 3 Punch two holes in the base of one cardboard tube for the bat legs and give each student googly eyes and pipe cleaners to accessorise their artwork, demonstrating how to twist in the pipe cleaners.
- 4 Display all the characters together to see which is the scariest!

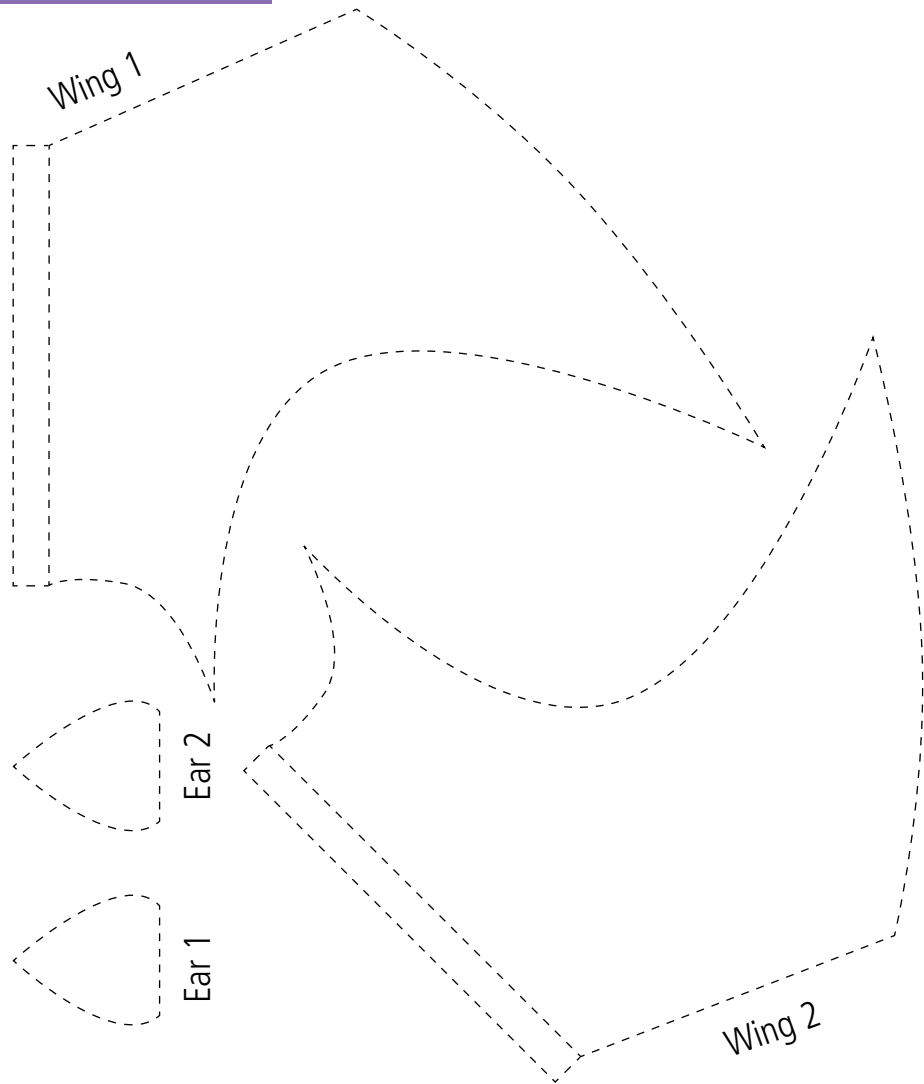
Bat



Vampire

hanging bats & vampires

Bat Template



Activity sheet

Vampire Template

